


5 Keys to Basic Pool Care

The 5 essentials of pool maintenance described here will give you a basic understanding of how your pool functions. For a carefree swimming season, learn about the 5 keys and visit your BioGuard® Authorized Dealer any time you need assistance or expert advice. Pool care can be simple when you have a plan for routine maintenance and use the right products.


KEEP IN MIND ...

Each pool maintenance key is very important. Consider each key as a simple, preventive maintenance step.



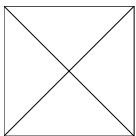
CIRCULATION

Pool water must be circulated for maximum sanitizer effectiveness. The more your water is in motion, the harder it is for bacteria and algae to take hold. Debris is captured by your filter, too. The best time to circulate the water is during the day, for 10 hours or more.




FILTRATION

The filter is one of your most important pieces of equipment. It removes both visible debris and most microscopic matter. Generally, a filter should be backwashed (the removal of material trapped on or in the filter media) when the water pressure in the filter reaches 8 to 10 psi above normal. (Check manufacturer's guidelines.) Because backwashing does not remove oils and deeply embedded debris, every filter needs to be chemically cleaned regularly. Your BioGuard Dealer can help you establish a filter maintenance program.



CLEANING

Some swimming pools have areas with little or no circulation. This is where algae and bacteria can begin to grow. At least once a week, the walls and floor should be brushed and vacuumed to remove debris that the filter misses. Brushing is a must, even if you use an automatic pool cleaner or retain a weekly service.




TESTING

Every pool has characteristics that must be regularly measured and adjusted. Most important are the pH and the level of active sanitizer. By testing these two factors at regular intervals, you'll understand how bather load, weather and product application affect the water. Test your pool water two or three times per week. Also, take a sample to your BioGuard Dealer when you open and close your pool, and every four to six weeks during the season. This will help you maintain proper water balance and greatly reduce the potential for problems.

CHEMISTRY

The last step in a total pool maintenance program is applying the right products to your pool water at the right time. This will help you:



- Provide a sanitary swimming environment.
- Balance the water to protect the equipment and pool surfaces. Unbalanced water can permanently damage both.
- Provide brilliant, sparkling water that's inviting.